



Flash Eurobarometer 520

Perceived independence of the national justice systems in the EU among companies



Survey requested by the European Commission,
Directorate-General for Justice and Consumers and
coordinated by the Directorate-General for
Communication

Fieldwork conducted by Ipsos European Public Affairs



Fieldwork
16/01 - 30/01/2023

Technical note

Survey requested by the European Commission, Directorate-General for Justice and Consumers and coordinated by the Directorate-General for Communication

Fieldwork conducted by Ipsos European Public Affairs

Methodology


- The survey was conducted via telephone interviews
- Fieldwork: 16 January and 30 January 2023
- Target population: businesses employing 1 or more persons in Manufacturing (NACE category C), Industry (NACE categories B/D/E/F), Retail (NACE category G) and Services (NACE categories H/I/J/K/L/M/N). Interviews took place with someone with decision-making responsibilities (managing director, general manager, CEO, financial director), someone leading the commercial activities (commercial manager, sales manager, marketing manager) or a legal officer.
- Coverage: EU27
- Sampling methodology: representative (probability) sample of businesses
- Number of interviews: 13 040
- Sample size per country: 250 in LU, CY, MT; 500 in all other countries

Presentation of survey data

- Survey data were **weighted** to marginal population distributions (in terms of number of employees and NACE sector; source: Eurostat Enterprise Statistics and Business Demography, 2020) using *rim* weighting. The EU27 averages are weighted according to the size of the business population of each country. *Note:* Percentages may not total 100 due to rounding.
- Country results include **differences in percentage points compared to Flash Eurobarometer 504** (conducted in January 2022). *Note:* Trend differences were calculated from percentages with one decimal and were then rounded to the nearest integer.

Flash Eurobarometer 520
Perceived independence of the national justice systems in the EU among companies

D4 In the last two years, have you been involved in any dispute which has gone to court?

	Yes	No	Don't know / No answer
EU27 	10=	89▼-1	1=
BE 	14=	84=	3=
BG 	9▼-4	90▲6	1▼-2
CZ 	8=	91▼-1	0=
DK 	11=	88▼-1	1▲1
DE 	14▼-1	83▼-2	4▲2
EE 	9=	91=	0▼-1
IE 	2▼-1	97▲2	1▼-1
EL 	12▼-1	88▲1	0=
ES 	8▼-1	92▲2	0▼-1
FR 	10▼-2	89▲1	2▲1
HR 	13▼-1	85▲1	2=
IT 	5▲1	95▼-1	0▼-1
CY 	7▼-13	91▲14	2▼-1
LV 	6=	94=	0=
LT 	13▲3	87▼-3	0=
LU 	8▼-4	84▲3	8▲1
HU 	7▼-1	92▲1	1=
MT 	23▲8	76▼-7	1▼-1
NL 	13▲7	87▼-7	1▼-1
AT 	13▲5	86▼-5	1=
PL 	19▲6	81▼-6	0=
PT 	19▲7	81▼-7	1=
RO 	8▼-1	92▲1	0=
SI 	7▼-4	92▲3	1▲1
SK 	6▼-2	94▲2	0=
FI 	5▼-3	95▲3	0=
SE 	5▼-1	95▲1	1=

Flash Eurobarometer 520 - Perceived independence of the national justice systems in the EU among companies

Fieldwork: 16/01 - 30/01/2023 / (%) Base: n=13 040 - All companies






















▼▲ Evolution 2023-2022 (comparison with Flash Eurobarometer 504, January 2022)

Q1 From what you know, how would you rate the justice system in (THIS COUNTRY) in terms of the independence of courts and judges? Would you say it is very good, fairly good, fairly bad or very bad?

		Very good	Fairly good	Fairly bad	Very bad	Don't know/No Answer
EU27		10▼-2	40▼-1	23▲2	12▼-1	16▲1
BE		11▲4	48▼-9	19▲4	5▲1	17=
BG		5▲2	27▲3	33▼-3	21▲3	14▼-5
CZ		7=	53▲5	19▼-2	8▲2	13▼-4
DK		46▲1	39▼-3	5▼-1	3▲1	8▲2
DE		18▼-11	53▲5	11▲3	5▲1	14▲2
EE		15▲6	45▲6	8▼-2	4▲1	28▼-11
IE		34▲3	38▼-8	13▲4	4▼-1	11▲2
EL		10▲1	44▼-6	22▲1	17▲4	6▲1
ES		3=	31▼-7	37▲4	16▼-3	14▲5
FR		5▼-1	42▼-14	20▲3	9▲2	24▲9
HR		4▼-2	14▼-3	39▲3	32▼-5	11▲7
IT		3▼-1	37=	35▲2	14▼-3	12▲2
CY		4▼-4	40▲3	27▲5	18▲1	11▼-5
LV		2▼-1	40▲16	12▼-9	7=	38▼-7
LT		4=	60▲2	13▼-5	5▼-2	18▲5
LU		17▼-4	58▲2	4▲2	3▲2	19▼-2
HU		4▼-2	28=	19▲1	10▼-1	39▲2
MT		14▲1	52▼-4	15=	14▲5	6▼-2
NL		27▼-1	45=	5▼-3	4▲2	19▲1
AT		23▲1	57▲1	9▼-3	4=	8▲1
PL		2=	14▼-3	27▲3	35▼-1	22▲1
PT		6▲2	39▲4	34▲5	10▼-6	11▼-5
RO		7▲2	49▲5	21▲2	9▼-4	13▼-5
SI		3=	37▼-9	23▼-1	18▲2	19▲8
SK		2▲1	29▲1	36▼-3	18▼-2	15▲3
FI		33▼-4	55▲4	7=	1▼-2	5▲2
SE		32▼-1	38▲1	8=	3=	18▲1

Q2a_1 Could you tell me to what extent each of the following reasons explains your rating of the independence of the justice system in (THIS COUNTRY): Interference or pressure from government and politicians

Note: Caution should be exercised when interpreting the results of this question due to very low base sizes across countries

		Very much	Somewhat	Not really	Not at all	Don't know/No Answer
EU27		57▲1	22▼-2	8▼-1	8▲2	4▲1
BE		54▲2	35▲9	6▼-7	5▼-1	0▼-3
BG		55▲6	26▲3	3▼-8	10▲2	7▼-4
CZ		56▲14	28▼-5	3▼-8	10▲2	4▼-3
DK		46▲24	30▼-4	0▼-11	17▼-12	8▲2
DE		54▼-5	19▼-11	9▲1	12▲10	6▲6
EE		28▼-11	32▼-1	4▼-8	26▲24	10▼-4
IE		40▲5	26▼-6	22▲1	10▲2	2▼-1
EL		47▼-3	33=	9▼-2	7▲4	4▲1
ES		68▼-1	17▲2	6▼-1	8▲2	2▼-2
FR		44=	29▼-3	11▼-8	12▲8	5▲3
HR		63▼-5	25▲1	4=	5▲2	4▲2
IT		48▲7	27▼-7	16▼-1	6=	4=
CY		56▼-5	33▲21	4▼-5	4▼-5	3▼-6
LV		57▼-9	17=	6▲1	9▲2	11▲6
LT		41▼-15	43▲9	7▲1	7▲5	1=
LU		52▼-1	15▲9	19▲10	8▼-2	6▼-17
HU		68▲5	20▲1	9▲5	0▼-8	2▼-3
MT		74▲12	10▼-7	9▲1	4▼-2	3▼-4
NL		35▼-4	24▲8	16▼-2	26▼-2	0=
AT		64▼-1	19▲1	3▼-4	13▲5	1▼-1
PL		71▼-5	14▲3	4▲2	5▼-1	6▲1
PT		65▼-2	19▼-4	1▼-3	4▲1	12▲6
RO		52=	20▼-10	7▲4	14▲3	7▲3
SI		63▲11	19▼-11	8=	2▼-7	8▲7
SK		61▲4	27▲3	5▼-3	5▼-3	2▼-1
FI		31▲8	38▲7	8▼-5	24▼-2	0▼-8
SE		33▼-7	46▲15	11▲2	2▼-4	8▼-6

Flash Eurobarometer 520 - Perceived independence of the national justice systems in the EU among companies
Fieldwork: 16/01 - 30/01/2023 / (%) n=3 713 - Companies rating the independence of justice in their national justice system as very or fairly bad / ▼▲ Evolution 2023-2022 (comparison with Flash Eurobarometer 504, January 2022)

Q2a_2 Could you tell me to what extent each of the following reasons explains your rating of the independence of the justice system in (THIS COUNTRY): Interference or pressure from economic or other specific interests

Note: Caution should be exercised when interpreting the results of this question due to very low base sizes across countries

		Very much	Somewhat	Not really	Not at all	Don't know/No Answer
EU27		41▼-2	35▲2	12▼-1	6=	6▲1
BE		39▲5	39=	13▼-1	5▼-3	4▼-1
BG		56▲2	27▼-3	4▼-1	6▲1	8▲1
CZ		50▼-1	30▲2	4▼-2	9=	9=
DK		45▲31	28▼-12	5▼-14	14▼-8	8▲3
DE		41▼-15	41▲21	9▼-3	6▲3	3▼-6
EE		15▼-18	55▲20	4▼-4	19▲15	6▼-14
IE		30▼-2	47▲18	9▼-9	12▲2	2▼-9
EL		42▼-15	43▲14	5▼-5	5▲3	5▲3
ES		44▼-12	28▲6	12▲3	10▲4	5▼-1
FR		40▲3	33▼-8	12▼-4	9▲4	6▲5
HR		48▼-2	35=	8▼-1	3=	6▲3
IT		30▲2	46=	16▼-2	2▼-3	6▲3
CY		62▲3	28▲7	2=	4▼-9	3▼-1
LV		69▲16	18▼-7	2▼-4	1▼-5	9▼-1
LT		41▲2	43▼-7	7▲6	4=	5▼-2
LU		38▲1	6▼-16	36▲18	6▼-5	14▲2
HU		57▲8	28▼-4	7=	3▼-4	5=
MT		40▲16	29▲2	22▼-12	7▼-7	2▲2
NL		32▲3	32▼-4	24▲3	12▼-2	0=
AT		39▼-15	47▲11	8▲1	2▲1	4▲2
PL		39▲8	29▼-2	16▼-6	4▼-1	11▲2
PT		59▼-1	23▼-4	4▲1	8▲4	6=
RO		49▲1	28▼-3	9▼-2	10▲2	5▲3
SI		45▼-5	40▲5	5=	5▼-2	5▲2
SK		50▼-3	31▲2	9▲3	3▼-5	6▲3
FI		23=	60▲19	8▼-3	5▼-8	5▼-8
SE		15▼-10	56▲17	24▲11	2▼-13	3▼-6

Flash Eurobarometer 520 - Perceived independence of the national justice systems in the EU among companies
Fieldwork: 16/01 - 30/01/2023 / (%) n=3 713 - Companies rating the independence of justice in their national justice system as very or fairly bad / ▼▲ Evolution 2023-2022 (comparison with Flash Eurobarometer 504, January 2022)

Q2a_3 Could you tell me to what extent each of the following reasons explains your rating of the independence of the justice system in (THIS COUNTRY): The status and position of judges do not sufficiently guarantee their independence

Note: Caution should be exercised when interpreting the results of this question due to very low base sizes across countries



		Very much	Somewhat	Not really	Not at all	Don't know/No Answer
EU27		31▼-3	34▲1	16▼-1	11=	8▲3
BE		35▲9	35▼-10	19=	7▲3	4▼-2
BG		37=	29▼-1	15▲1	7▼-2	13▲2
CZ		33▲9	24▼-16	17▲11	17▼-4	9=
DK		26▲3	50▲33	2▼-20	12▼-13	11▼-3
DE		19▼-23	52▲17	5▼-9	16▲10	8▲4
EE		19▼-8	38▼-7	2▼-6	13▲3	29▲18
IE		23▼-4	44▲13	22▼-1	8▼-4	4▼-3
EL		24▼-4	39=	17=	13▲1	7▲3
ES		33▼-3	37▲7	15▼-2	12▲1	3▼-3
FR		22▼-13	24▼-11	25▲8	7▼-4	21▲20
HR		33=	37▼-5	11▼-1	10▲2	10▲4
IT		27▲7	34▼-3	21▼-7	12=	6▲3
CY		24▼-3	37▲10	20▲7	10▼-15	9▲1
LV		37▼-4	30▼-3	13▲1	4▼-1	17▲6
LT		32=	44▼-4	9▲3	12▲4	3▼-2
LU		9▲9	15▲5	47▲22	18▼-5	12▼-31
HU		45▼-9	21▼-1	12=	16▲8	7▲2
MT		16▼-8	43▼-2	16▼-2	10▲3	15▲10
NL		29▼-10	27▲11	17▼-1	27=	0=
AT		20▼-1	47▲14	17▼-12	13=	3▼-1
PL		47▼-2	24▼-1	11▲1	8▲1	9▲2
PT		44▲10	35▼-13	8▲1	2▼-2	11▲4
RO		24▼-3	39▲8	11▼-3	13▼-6	12▲3
SI		18▼-18	39▼-1	15▲11	16▲1	12▲7
SK		27▼-4	39▼-2	15▲3	10=	9▲2
FI		24▼-9	49▲18	10▼-3	8▼-8	8▲1
SE		8▼-7	50▲20	20▲3	15▼-2	7▼-14

Flash Eurobarometer 520 - Perceived independence of the national justice systems in the EU among companies
Fieldwork: 16/01 - 30/01/2023 / (%) n=3 713 - Companies rating the independence of justice in their national justice system as very or fairly bad / ▼▲ Evolution 2023-2022 (comparison with Flash Eurobarometer 504, January 2022)


Q2a_1f Could you tell me to what extent each of the following reasons explains your rating of the independence of the justice system in (THIS COUNTRY): Interference or pressure from government and politicians

		Very much	Somewhat	Not really	Not at all	Don't know/No Answer
EU27		20▲1	8=	3=	3▲1	67▼-1
BE		13▲3	8▲3	1▼-1	1=	76▼-5
BG		30▲3	14▲2	2▼-4	5▲1	50▼-2
CZ		15▲4	7▼-2	1▼-2	3=	74=
DK		3▲2	2=	0▼-1	1▼-1	93▲1
DE		8▲2	3▼-1	1=	2▲2	85▼-3
EE		4▼-2	4▼-1	1▼-1	3▲3	89▲1
IE		7▲2	5=	4▲1	2▲1	83▼-3
EL		19▲1	13▲2	4=	3▲2	62▼-4
ES		36▲1	9▲1	3▼-1	4▲1	48▼-3
FR		13▲2	8▲1	3▼-1	3▲3	72▼-4
HR		45▼-5	18=	3=	4▲1	32▲3
IT		23▲3	13▼-4	8▼-1	3=	53▲1
CY		25▲2	15▲10	2▼-2	2▼-2	57▼-8
LV		11▼-8	3▼-2	1=	2=	83▲9
LT		7▼-7	8▼-1	1=	1▲1	82▲7
LU		4▲2	1▲1	1▲1	1=	93▼-4
HU		19▲2	6=	3▲2	0▼-2	72▼-1
MT		21▲7	3▼-1	3▲1	1=	72▼-6
NL		3▼-1	2▲1	2=	2=	91▲1
AT		8▼-2	2=	0▼-1	2=	88▲3
PL		44▼-1	9▲2	2▲1	3▼-1	42▼-2
PT		29▼-1	8▼-2	1▼-1	2▲1	61▲4
RO		16▼-1	6▼-4	2▲1	4▲1	72▲3
SI		26▲5	8▼-4	3=	1▼-3	63▲2
SK		33▼-1	14▲1	3▼-2	3▼-2	47▲4
FI		2=	3=	1▼-1	2▼-1	93▲2
SE		4▼-1	5▲2	1=	0▼-1	90=

Q2a_2f Could you tell me to what extent each of the following reasons explains your rating of the independence of the justice system in (THIS COUNTRY): Interference or pressure from economic or other specific interests

		Very much	Somewhat	Not really	Not at all	Don't know/No Answer
EU27		14=	12▲1	4=	2=	67▼-1
BE		9▲3	9▲2	3▲1	1=	77▼-5
BG		30▲1	15▼-2	2▼-1	3▲1	51▲1
CZ		13▼-1	8▲1	1▼-1	2=	75▲1
DK		3▲2	2▼-1	0▼-1	1▼-1	93▲1
DE		6=	6▲4	1=	1▲1	85▼-5
EE		2▼-3	7▲2	1▼-1	3▲2	88▼-1
IE		5▲1	8▲4	2▼-1	2▲1	83▼-4
EL		17▼-3	17▲7	2▼-2	2▲1	62▼-3
ES		23▼-5	15▲4	7▲2	5▲2	50▼-2
FR		12▲3	10=	4=	3▲2	73▼-4
HR		34▼-2	25▼-1	5▼-1	2=	33▲4
IT		15▲1	22=	8▼-1	1▼-2	54▲2
CY		28▲5	13▲5	1=	2▼-3	57▼-6
LV		13▼-2	4▼-3	0▼-1	0▼-2	83▲8
LT		7▼-3	8▼-5	1▲1	1=	83▲7
LU		3▲2	0=	3▲2	0=	94▼-3
HU		16▲3	8▼-1	2=	1▼-1	73=
MT		12▲6	8▲2	7▼-2	2▼-1	72▼-5
NL		3=	3▼-1	2=	1=	91▲1
AT		5▼-3	6=	1=	0=	88▲3
PL		24▲6	18▼-1	10▼-3	3▼-1	45▼-1
PT		26▼-1	10▼-2	2=	3▲2	59▲1
RO		15▼-1	8▼-2	3▼-1	3=	71▲3
SI		18▼-2	16▲3	2=	2▼-1	61=
SK		27▼-4	17=	5▲1	2▼-3	49▲6
FI		2▼-1	4=	1=	0▼-1	93▲2
SE		2▼-1	6▲2	3▲1	0▼-2	89=

Q2a_3f Could you tell me to what extent each of the following reasons explains your rating of the independence of the justice system in (THIS COUNTRY): The status and position of judges do not sufficiently guarantee their independence

		Very much	Somewhat	Not really	Not at all	Don't know/No Answer
EU27		11=	12▲1	5=	4=	68▼-1
BE		8▲3	8=	5▲1	2▲1	77▼-5
BG		20=	16=	8▲1	4▼-1	53▲1
CZ		9▲2	7▼-5	5▲3	5▼-1	75▲1
DK		2=	4▲2	0▼-2	1▼-1	94=
DE		3▼-2	8▲4	1▼-1	2▲2	86▼-3
EE		2▼-1	5▼-1	0▼-1	2=	91▲3
IE		4=	8▲3	4▲1	1=	83▼-3
EL		10=	15▲2	7▲1	5▲1	63▼-3
ES		17▼-1	20▲4	8▼-1	7=	49▼-3
FR		7▼-2	7▼-1	7▲3	2▼-1	77▲1
HR		24▼-1	26▼-4	8▼-1	7▲1	36▲5
IT		13▲3	17▼-2	10▼-4	6=	55▲2
CY		11=	16▲6	9▲4	5▼-5	60▼-5
LV		7▼-4	6▼-3	2▼-1	1▼-1	84▲9
LT		6▼-3	8▼-4	2=	2=	83▲7
LU		1▲1	1▲1	3▲3	1▲1	94▼-4
HU		13▼-2	6=	4=	4▲2	73=
MT		5▼-1	13▲2	5=	3▲1	75▼-2
NL		3▼-1	2▲1	2=	3=	91▲1
AT		3▼-1	6▲1	2▼-2	2=	88▲3
PL		29=	15=	7▲1	5▲1	44▼-1
PT		20▲4	16▼-6	3=	1▼-1	61▲2
RO		7▼-1	12▲2	4▼-1	4▼-2	73▲3
SI		8▼-7	16=	6▲5	6▲1	64▲2
SK		15▼-3	21▼-3	8▲1	5▼-1	51▲6
FI		2▼-1	4▲1	1▼-1	1▼-1	93▲2
SE		1▼-1	6▲2	2=	2=	89▼-1

Q2b_1 Could you tell me to what extent each of the following reasons explains your rating of the independence of the justice system in (THIS COUNTRY): No interference or pressure from government and politicians

		Very much	Somewhat	Not really	Not at all	Don't know/No Answer
EU27		22▼-1	40=	17▼-1	14▼-1	7▲2
BE		22▲2	38▼-2	25▲6	14▼-3	2▼-3
BG		18▼-8	32▲1	15▼-1	19▲2	16▲6
CZ		11▼-10	50▲8	11▼-6	21▲7	7=
DK		38▲11	35▼-12	13▼-3	10▲2	5▲1
DE		26▼-1	33▼-11	9▼-3	19▲6	13▲9
EE		35▲6	31=	13▼-1	12▼-2	9▼-3
IE		25▲3	47▲4	16▲1	9▼-8	2=
EL		11=	35▼-10	41▲10	11▲4	2▼-3
ES		17▼-10	51▲19	15▼-6	15▼-3	2=
FR		14▼-3	49▲6	24▼-2	8▼-2	6=
HR		25▲14	41▼-4	14▼-2	16▼-7	4▼-1
IT		16▲2	44▲1	31▲2	6▼-6	3▲2
CY		22▲2	46▼-3	12▼-2	17▲3	4=
LV		23▲6	34▼-6	18▲4	7▼-12	19▲9
LT		18▼-1	42▲3	15▼-3	21▲2	4▼-1
LU		12▲3	28▼-9	16=	35▲4	9▲2
HU		24▲6	40▲11	11▼-5	15▼-8	11▼-4
MT		17=	47▼-5	16▲4	15▼-1	5▲3
NL		25▼-4	44▲4	12=	16▲2	3▼-1
AT		25▲3	44=	12▲5	16▼-5	3▼-2
PL		25▲4	32▲3	10▼-13	15▲5	19▲2
PT		27=	41▲3	15▼-3	17=	0=
RO		21▼-5	38▲3	22▲11	13▼-7	6▼-3
SI		22▼-8	53▲10	12▲5	6▼-10	8▲4
SK		12▼-10	41▼-2	18▲4	21▲7	7▲2
FI		28▲3	36▼-2	19▲2	13▼-4	4▲2
SE		32▲7	36▲2	15▲3	10▼-12	7▲1

Flash Eurobarometer 520 - Perceived independence of the national justice systems in the EU among companies
Fieldwork: 16/01 - 30/01/2023 / (%) Base: n=7 293 - Companies rating the independence of justice in their national justice system as very or fairly good / ▼▲ Evolution 2023-2022 (comparison with Flash Eurobarometer 504, January 2022)

Q2b_2 Could you tell me to what extent each of the following reasons explains your rating of the independence of the justice system in (THIS COUNTRY): No interference or pressure from economic or other specific interests

		Very much	Somewhat	Not really	Not at all	Don't know/No Answer
EU27		20▼-2	43▲2	16▼-1	13▼-1	8▲2
BE		22▲4	34▼-6	26▲4	16▲2	2▼-4
BG		18▼-11	27▼-6	15▲2	18▲2	21▲14
CZ		14▼-2	47=	11▼-2	18▲2	9▲1
DK		48▲2	27▼-2	7▼-3	10=	9▲3
DE		21▼-6	37▼-6	11▼-1	18▲4	14▲10
EE		35▲9	35▲3	12▼-3	9▼-1	9▼-7
IE		28▲4	40▲5	19▼-5	11▼-2	3▼-2
EL		10▼-1	44▼-2	38▲9	7▼-2	1▼-5
ES		10▼-6	50▲10	22▼-1	14▼-2	4▼-2
FR		16▼-4	58▲7	16▲1	5▼-3	5▼-1
HR		12▲7	57▲1	13▼-1	14▼-3	4▼-4
IT		20=	44▲8	23▼-5	4▼-6	9▲2
CY		11▼-11	59▲13	7▼-2	16▲3	8▼-3
LV		22▲5	40▼-2	17▲2	7▼-4	14▼-1
LT		18▲7	43▼-5	15▼-2	17▼-2	7▲2
LU		11=	31▼-4	14▲5	36▲2	8▼-2
HU		27▲9	42▲9	14▼-5	8▼-11	9▼-2
MT		20▼-1	41▲1	20▼-2	12▼-2	7▲4
NL		21▼-4	44▲6	16▲1	16▼-3	4=
AT		24▲4	50▲4	11▼-2	11▼-5	3▼-1
PL		27▼-6	28=	14▼-2	15▲8	17=
PT		24▲4	44=	12▲4	16▼-8	5=
RO		14▼-1	53▲8	11▼-3	15=	7▼-4
SI		13▼-3	53▲1	18▲6	8▼-5	8▲2
SK		14▲4	45▼-9	13=	19▲2	8▲3
FI		26▼-2	38▲3	18▼-1	14▼-1	4▲1
SE		37▲11	29▲1	10=	16▼-10	9▼-1

Flash Eurobarometer 520 - Perceived independence of the national justice systems in the EU among companies
Fieldwork: 16/01 - 30/01/2023 / (%) Base: n=7 293 - Companies rating the independence of justice in their national justice system as very or fairly good / ▼▲ Evolution 2023-2022 (comparison with Flash Eurobarometer 504, January 2022)

Q2b_3 Could you tell me to what extent each of the following reasons explains your rating of the independence of the justice system in (THIS COUNTRY): The status and position of judges sufficiently guarantee their independence

		Very much	Somewhat	Not really	Not at all	Don't know/No Answer
EU27		36▼-2	42▲2	9=	5=	7▲1
BE		34▲2	40▼-7	17▲3	8▲4	2▼-3
BG		23▼-2	36=	14▼-7	9=	19▲10
CZ		37=	35▼-7	10▲2	10▲3	9▲1
DK		55▲4	28▼-8	3▼-3	6▲4	8▲3
DE		48▼-7	30▲4	6▼-4	3▼-1	13▲7
EE		47▼-11	34▲8	6▲3	6▲3	7▼-4
IE		46▲9	43▼-5	7▼-2	2▼-1	3=
EL		17▲2	57▼-13	20▲11	3▲2	3▼-1
ES		28▼-11	48▲12	14▲1	6=	4▼-2
FR		28▼-9	59▲9	7▲2	0▼-1	6▼-1
HR		12▲1	55▼-6	16▲5	9▲3	9▼-3
IT		25▲4	59▼-2	12▲2	4▼-1	1▼-3
CY		25▼-1	52▼-7	8▲7	4▼-3	11▲4
LV		30▲5	36▼-6	13▼-5	3▼-2	18▲8
LT		24▲7	44▼-5	11▼-4	14▲3	8▼-2
LU		27▲2	54▲6	4▼-1	4▼-6	10▼-1
HU		32▲1	43▲3	11▲4	3▲1	11▼-8
MT		39▲1	34▼-4	16▲4	5▼-2	7▲1
NL		55▲7	34▼-3	4▼-4	6=	2▼-1
AT		42▼-2	40▲4	7▼-5	8▲4	4▼-1
PL		35▼-4	38▲5	6▼-5	3▼-1	18▲5
PT		26▲7	29=	16▼-3	27▲4	2▼-9
RO		30=	49▲5	7▼-3	5▼-1	10▼-1
SI		25▲4	47▼-9	11▲1	7▲2	10▲3
SK		26▲11	51▼-2	13▼-7	5▼-2	5=
FI		45▼-7	37=	9▲3	6▲2	5▲2
SE		43▼-4	34▲5	9▲5	4▼-4	10▼-1

Flash Eurobarometer 520 - Perceived independence of the national justice systems in the EU among companies
Fieldwork: 16/01 - 30/01/2023 / (%) Base: n=7 293 - Companies rating the independence of justice in their national justice system as very or fairly good / ▼▲ Evolution 2023-2022 (comparison with Flash Eurobarometer 504, January 2022)

Q2b_1f Could you tell me to what extent each of the following reasons explains your rating of the independence of the justice system in (THIS COUNTRY): No interference or pressure from government and politicians

		Very much	Somewhat	Not really	Not at all	Don't know/No Answer
EU27		11▼-1	20▼-1	9▼-1	7▼-1	54▲4
BE		13=	22▼-3	15▲3	8▼-2	42▲2
BG		6▼-2	10▲2	5=	6▲2	73▼-2
CZ		7▼-5	30▲7	7▼-3	12▲5	44▼-4
DK		32▲9	29▼-11	11▼-2	8▲2	19▲3
DE		18▼-2	23▼-10	7▼-3	14▲3	39▲12
EE		21▲7	18▲4	8▲1	7▲1	46▼-12
IE		18▲1	34=	12=	6▼-7	29▲5
EL		6▼-1	19▼-8	22▲4	6▲2	47▲3
ES		6▼-5	17▲4	5▼-4	5▼-2	67▲7
FR		7▼-4	23▼-3	11▼-4	4▼-3	56▲14
HR		5▲2	8▼-3	3▼-1	3▼-2	83▲4
IT		6▲1	17=	12=	2▼-3	62▲2
CY		10=	20▼-2	5▼-1	7▲1	58▲1
LV		10▲5	14▲4	8▲4	3▼-2	65▼-11
LT		12=	27▲3	10▼-2	13▲2	39▼-3
LU		9▲2	21▼-7	12=	26▲2	32▲3
HU		8▲2	13▲3	3▼-2	5▼-3	71▲1
MT		11▼-1	31▼-5	11▲2	10▼-1	38▲5
NL		18▼-3	31▲3	9=	12▲1	31▼-1
AT		20▲3	35▲1	10▲4	13▼-4	22▼-4
PL		4=	5=	2▼-3	3▲1	87▲3
PT		12▲1	19▲4	7=	8▲1	55▼-6
RO		12▼-1	22▲4	12▲7	7▼-2	47▼-8
SI		9▼-6	21=	5▲1	2▼-6	63▲10
SK		4▼-3	13=	6▲1	7▲2	71▼-1
FI		25▲3	32▼-2	17▲2	11▼-4	16▲1
SE		23▲5	25▲1	10▲2	7▼-9	35=

Q2b_2f Could you tell me to what extent each of the following reasons explains your rating of the independence of the justice system in (THIS COUNTRY): No interference or pressure from economic or other specific interests

		Very much	Somewhat	Not really	Not at all	Don't know/No Answer
EU27		10▼-2	21=	8▼-1	6▼-1	55▲4
BE		13▲2	20▼-5	15▲1	10▲1	43▲2
BG		6▼-2	9▼-1	5▲1	6▲1	75=
CZ		9=	28▲2	7=	11▲2	46▼-4
DK		41▲1	23▼-2	6▼-3	8=	22▲5
DE		15▼-6	26▼-7	8▼-1	12▲2	39▲13
EE		21▲9	21▲6	7=	5=	46▼-14
IE		20▲2	29▲1	13▼-5	8▼-2	30▲4
EL		6▼-1	24▼-3	21▲4	4▼-1	46▲2
ES		3▼-3	17▲1	7▼-2	5▼-2	68▲6
FR		7▼-5	27▼-4	7▼-2	3▼-3	56▲13
HR		2▲1	10▼-3	2▼-1	3▼-2	83▲4
IT		8=	17▲3	9▼-2	1▼-2	64▲2
CY		5▼-5	26▲5	3▼-1	7▲1	59=
LV		10▲5	17▲6	7▲3	3=	64▼-14
LT		12▲5	28▼-2	10▼-1	11▼-1	41▼-1
LU		8=	23▼-4	11▲4	27=	32=
HU		9▲2	13▲2	4▼-2	3▼-4	71▲2
MT		13▼-1	26▼-1	13▼-2	8▼-2	39▲6
NL		15▼-3	31▲4	11=	11▼-2	31▲1
AT		19▲4	40▲4	9▼-1	9▼-4	23▼-3
PL		5▼-2	5▼-1	2▼-1	2▲1	86▲2
PT		11▲3	20▲3	5▲2	7▼-2	57▼-5
RO		8=	30▲8	6▼-1	8▲1	48▼-9
SI		5▼-3	21▼-4	7▲1	3▼-3	63▲9
SK		5▲1	14▼-2	4=	6▲1	71▼-1
FI		23▼-2	34▲3	15▼-1	12▼-1	16=
SE		26▲8	20=	7=	11▼-7	36▼-1

Q2b_3f Could you tell me to what extent each of the following reasons explains your rating of the independence of the justice system in (THIS COUNTRY): The status and position of judges sufficiently guarantee their independence

		Very much	Somewhat	Not really	Not at all	Don't know/No Answer
EU27		18▼-2	21▼-1	5=	3=	54▲3
BE		20=	24▼-6	10▲1	5▲3	42▲3
BG		7=	12▲1	4▼-1	3=	74▼-1
CZ		22▲2	21▼-2	6▲2	6▲2	45▼-4
DK		47▲3	24▼-8	3▼-2	5▲4	22▲4
DE		34▼-8	21▲1	4▼-3	2▼-1	38▲11
EE		28▲1	20▲8	3▲2	3▲2	45▼-13
IE		33▲5	31▼-6	5▼-2	2▼-1	30▲5
EL		9=	31▼-11	11▲5	2▲1	47▲4
ES		9▼-6	16▲1	5▼-1	2▼-1	68▲6
FR		13▼-9	27▼-3	3=	0▼-1	56▲13
HR		2=	10▼-4	3=	2=	84▲4
IT		10▲1	23▼-2	5▲1	1▼-1	61=
CY		11▼-1	23▼-4	4▲3	2▼-2	61▲3
LV		13▲6	15▲4	5▲1	1=	65▼-11
LT		16▲5	28▼-2	7▼-2	9▲2	41▼-4
LU		20▲1	40▲3	3▼-1	3▼-5	33▲1
HU		10=	14=	3▲1	1=	72▼-1
MT		25▼-1	22▼-4	10▲2	3▼-1	39▲3
NL		40▲5	24▼-2	3▼-3	4=	30▼-1
AT		33▼-1	32▲4	5▼-4	6▲3	23▼-3
PL		6▼-2	6=	1▼-1	1=	87▲4
PT		12▲4	13▲2	7=	12▲3	56▼-9
RO		17▲2	27▲6	4▼-1	3=	50▼-7
SI		10=	19▼-9	4▼-1	3=	64▲9
SK		8▲4	16=	4▼-2	2▼-1	70▼-2
FI		39▼-6	32=	8▲3	5▲2	17▲1
SE		30▼-3	24▲4	6▲3	3▼-3	37▼-1

Q3 To what extent are you confident that your investments are protected by the law and courts in (your country) if something goes wrong?

		Very confident	Fairly confident	Fairly unconfident	Very unconfident	Don't know/No Answer
EU27		13▼-2	40▼-1	25=	15▲1	7▲1
BE		10▲1	46=	26▼-4	10▲2	9▲1
BG		9▲2	34▲4	34▼-4	19=	4▼-2
CZ		12▼-1	48▼-1	20▼-5	11▲3	9▲4
DK		37▼-1	44▲6	9▼-3	6=	3▼-2
DE		22▼-8	36▼-3	13▼-1	18▲7	10▲5
EE		7▼-1	47▼-1	30▲1	8▲1	8▼-1
IE		28▲3	49▼-4	17▲1	4▼-1	2▲1
EL		5▲1	27▼-7	43=	23▲4	4▲3
ES		9▼-3	30=	37▲7	20▼-4	4▲1
FR		12▼-5	50▼-2	21▲5	7▲1	10▲2
HR		11▲4	39▼-3	34▼-1	11▼-3	5▲2
IT		10▲1	48=	22▼-4	17▲3	3=
CY		2=	17▼-11	45▲9	31▲3	4▼-1
LV		4=	35▲6	35▼-6	12▼-7	14▲7
LT		7▲2	49▲6	27▼-6	12▼-4	5▲2
LU		36▼-2	45=	10=	5▲2	5=
HU		13▲2	33▼-6	32▲7	9▼-1	13▼-2
MT		39▲5	44▲2	4▼-4	6▼-2	7▼-1
NL		19▲2	51▲3	14▼-7	7=	10▲2
AT		25▼-4	45▼-1	14▲1	13▲1	4▲1
PL		7▼-1	18▲1	34▼-3	28▲1	13▲3
PT		13▲3	37▲4	36▼-3	12▼-3	2▼-1
RO		6▼-1	55▲4	28▲2	8▼-3	4▼-2
SI		11▲1	44▼-14	23▲7	17▲4	5▲3
SK		3▲2	30▼-3	43▼-1	19▲2	5=
FI		23▲2	58▼-3	12▲2	3=	4▼-1
SE		27▼-4	48▲3	14▲1	2=	9=

Flash Eurobarometer 520

Perceived independence of the national justice systems in the EU among companies

Q4 What are your main reasons for concern about the effectiveness of investment protection?

		Unpredictable, non-transparent administrative conduct, and difficulty to challenge administrative decisions in court	Frequent changes in legislation or concerns about quality of the law making process	Difficulty to obtain a fair compensation/ to protect property when something goes wrong	Difficult to enforce rights in court due to concerns about quality, efficiency or independence of justice	Other	Don't know/No Answer
EU27		61▼-3	62▼-1	62▲1	60▼-1	4▲1	4=
BE		64▼-7	58▼-10	76▲12	50▲7	7▲2	4▼-2
BG		51▼-3	45▲2	34▼-2	54▲11	7▼-3	5▲1
CZ		74▼-6	74▼-6	78▼-5	77▲6	1▲1	4▲2
DK		41▲15	49▲17	34=	38▲9	27▲15	0▼-3
DE		42▼-12	47▼-3	52▼-2	45▲4	8=	11▲2
EE		36▲1	33▼-13	47=	40▲1	12▲9	9▼-5
IE		60▲8	47▲4	29▼-5	50▼-2	7▼-3	6=
EL		64▲8	82=	71▲1	65▲3	2=	3▲3
ES		80▼-9	81▼-2	77▼-8	74▼-10	2▲1	2=
FR		43▼-25	46▼-5	52▼-4	40▼-18	6▲3	1▼-5
HR		67▼-6	66▼-1	69▲11	72▲7	2▲1	4=
IT		53▲8	43▲1	51▲1	59▲4	2=	1▼-1
CY		45▼-10	47▼-7	56▼-17	59▼-7	1▼-2	1▼-1
LV		58▼-6	60▼-6	47▲5	45▼-12	1▼-6	8▲6
LT		53▼-11	66▼-14	64▼-8	60▼-4	5▲4	3▼-1
LU		46▼-7	41▲11	50▼-8	46▼-8	5▲3	5▼-3
HU		61▲3	71▲3	48=	53▼-5	3▲2	7▲2
MT		68▼-2	43▼-20	66▲20	65▲5	7▲1	4▲1
NL		63▲12	46=	69▲5	41▲2	2=	10▼-2
AT		48▲1	47▼-3	24▼-10	52▲8	5▲1	4▲2
PL		77▲10	80▲9	74▲26	71▲13	2▲2	3▼-1
PT		53=	40▼-7	47▼-3	56▲3	7▼-1	7▲1
RO		70▼-6	91▲4	78▲2	67▲4	2=	0▼-2
SI		42▼-5	60▼-1	53▲13	51▲4	7=	3▲3
SK		80=	70▼-5	70▼-8	74▼-6	2▼-1	4▲2
FI		54▼-7	28▼-25	55▼-14	30▼-13	3▼-1	10▲8
SE		28▼-8	42▼-11	54▼-5	33▼-3	9▼-1	11▲5